

 OK Medinet Korea CO.,LTD.

1007, E&C Venture Dream Tower, 2-Cha,
55, Digital-ro 33-gil, Guro-Gu, Seoul, Korea
Tel: +82-2-833-4489 Fax: +82-2-833-4432
E-mail: okmedical @ daum.net
HomePage: www.okmedinetkorea.com



KYBS

Kyphoplasty Balloon System



 OK Medinet Korea CO.,LTD.

Kyphoplasty Balloon System

The Balloon recovers intact vertebral morphology and makes a cavity to cement by injected fluid from the pressurizer after insertion at damaged vertebral body.

Indication

- Vertebral compression fracture due to Osteoporosis
- Osteolytic fracture
- Metastatic bone fractures



KY TOOLKIT

Components

01
START NEEDLE x 1EA



02
GUIDE WIRE x1EA



03
EXPANDER & CANNULA x 1SET



04
SPACER x 1EA



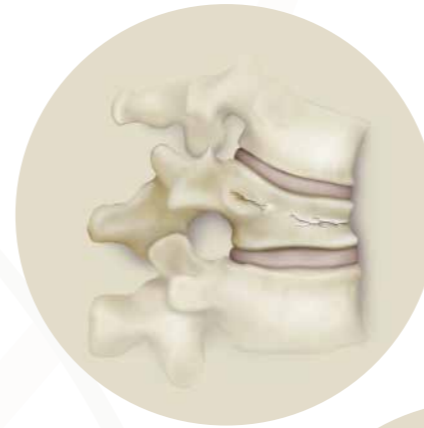
05
CEMENT FILLER & PUSHER x 3EA



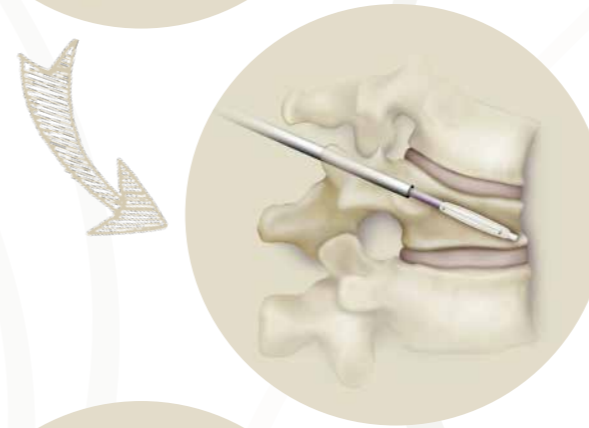
Article Name	Initial Length(mm)	PSI Rating	Maximum Diameter(mm)	Maximum Length(mm)	Maximum Volume(cc)
OKB1115	15	300	17	22	4

Technique

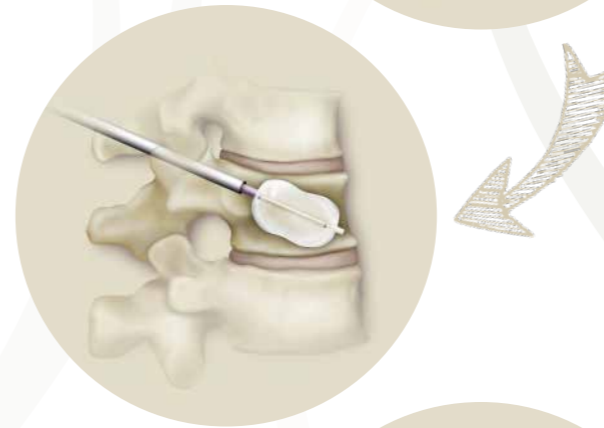
01
Normal Vartebra



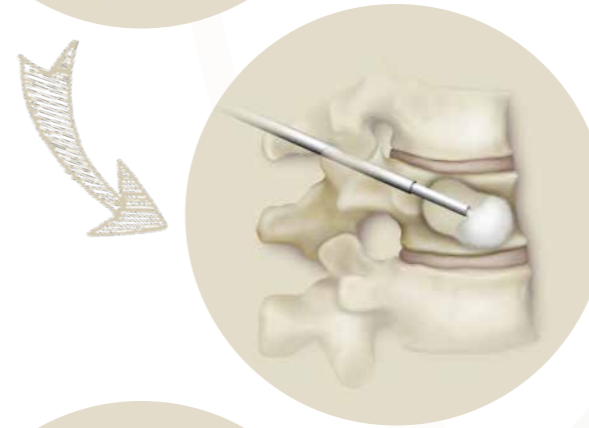
02
Spinal Fracture, also known as Vertebral Compression Fracture(VCF)



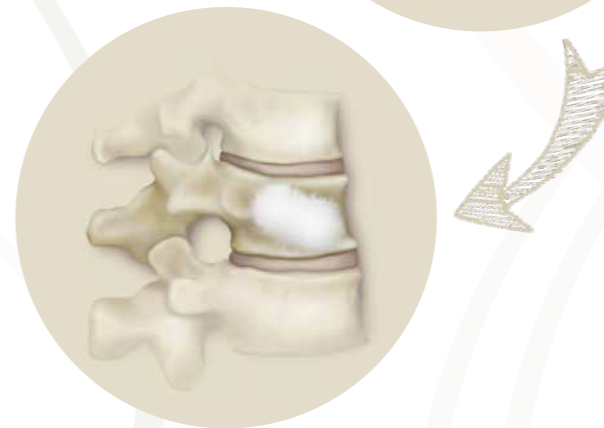
03
Through two small incisions, the doctor creates narrow pathway into the fractured bone and inserts two Kypho balloons.



04
The balloons are carefully inflated in an attempt to raise the collapsed vertebra and return it to its normal position. The balloons are deflated and removed, leaving a cavity within the bone.



05
The cavity is filled with a bone cement to support the surrounding bone and prevent further collapse.



06
The cement forms an internal cast that holds the vertebral place.